



The NBCC Foundation Inc.  
*Support Achievement!*

La Fondation du CCNB Inc.  
*Soutenons la réussite!*

GUIDE TO COMPLETE:  
the online bursary application form

Only **one** bursary application form is required to be eligible.

# Lexicon

Note: The following explanations are not all legal definitions. They are intended to facilitate the understanding of the online bursary application form and popularize the terms used.

<> represents a key on the keyboard

\* indicates required information

«» represents a choice

<tab> to move from one box to the next

## Personal and Educational Information

Terms	Explanations	Examples
<b>Social Insurance Number</b>	<p>The Social Insurance Number (SIN) is a nine-digit number that you need to work in Canada or to have access to government programs and benefits.</p> <p>If you do not have a SIN, click &lt;tab&gt; and the 000000000 will be indicated for you.</p>	<p><b>Social Insurance Number</b></p> <input type="text" value="000000000"/>
<b>Phone</b>	<p>This phone number is your local number or the New Brunswick phone number. It may be your cell phone number.</p>	<p><b>Phone</b></p> <input type="text" value="(506) 453-2000"/>
<b>College Student ID Number*</b>	<p>The College Student ID Number is a seven-digit registration number at the college.</p>	
<b>Last Name*</b>	<p>The Last Name also called surname and family name is the portion of a personal name that indicates a person's family (or tribe or community, depending on the culture). The last name is usually placed at the end of a person's full name, after any given names.</p>	

<> represents a key on the keyboard

\* indicates required information

«» represents a choice

<tab> to move from one box to the next

Terms	Explanations	Examples
<b>First Name*</b>	The First Name, also known as the given name is a part of a person's personal name. It identifies a specific person, and differentiates that person from the other members of a family who have a common last name.	
<b>Initial</b>	The Initial is the first letter of your middle name preceding the family name or last name.	
<b>Marital Status*</b>	<p>The Marital Status is the situation of a person in society.</p> <p>The choices are:</p> <ul style="list-style-type: none"> <li>• «Common-law partner» <u>Definition:</u> Is a civil status recognized in Canada, who comes to the union by mutual agreement between two people forming an unmarried couple living together for at least 12 continuous months.</li> <li>• «Married» <u>Definition:</u> a person who is united through marriage.</li> <li>• «Single» <u>Definition:</u> Living in celibacy or alone.</li> <li>• «Single parent» <u>Definition:</u> a person with one or more children, who is not married.</li> </ul>	
<b>Gender*</b>	<p>The choices are:</p> <ul style="list-style-type: none"> <li>• «Female»</li> <li>• «Male»</li> </ul>	

<> represents a key on the keyboard  
 \* indicates required information  
 «» represents a choice

<tab> to move from one box to the next

Terms	Explanations	Examples
<p><b>Francophone NB High School</b></p>	<p>This is the name of the public francophone high school in New Brunswick which you received your high school diploma.</p> <p>If you have not graduated from a public francophone high school in New Brunswick, please choose «Not applicable».</p>	
<p><b><u>Permanent Address, Canadian Student</u></b></p>	<p>If you answer «Yes», Canadian Student means that you are a person who is a Canadian citizen or a permanent resident.</p> <ul style="list-style-type: none"> <li>✓ <b>Number and Street Name*</b> The street information shall be presented with the apartment number first, if applicable, followed by a dash '-' and then the civic number and street name.</li> <li>✓ <b>City/Town*</b></li> <li>✓ <b>Province*</b></li> <li>✓ <b>Postal Code*</b></li> <li>✓ <b>County*</b> The county will only be required when the province is New Brunswick.</li> </ul> <p>Else, if you answer «No», this means that you are a Canadian student who has a visa or is a refugee but does not have permanent resident status in Canada.</p> <ul style="list-style-type: none"> <li>✓ Please indicate your permanent address here from your country of origin with the type of visa (student or other).</li> </ul>	<p><b>Number and Street Name *</b></p> <input type="text" value="22-105 SCHOOL STREET"/>  <input type="text" value="QUISPAMISIS"/>  <input type="text" value="New Brunswick"/>  <input type="text" value="E1N 3E4"/>  <input type="text" value="Kings"/>

<> represents a key on the keyboard  
 \* indicates required information  
 «» represents a choice

<tab> to move from one box to the next

Terms	Explanations	Examples
<p><b><u>Permanent Address, Home Email Address</u></b></p>	<p>The Home Email Address refers to the e-mail you commonly used to receive information at home.</p> <p>For the students of the Collège communautaire du Nouveau-Brunswick, do not indicate your college email, for example: <a href="mailto:name@monccnb.ca">name@monccnb.ca</a> .</p> <p>Note: If you receive a bursary, scholarship or an award, this email will be used to send you your official receipt for income tax purposes (T4A – Statement of Pension, Retirement, Annuity, and Other Income).</p>	
<p><b><u>College/Campus Address, Same as the permanent address</u></b></p>	<p>If you answer «Yes», the address provided as a permanent address will also be your mailing address when studying at the community college.</p> <p>If you answer «No», please provide your temporary mailing address during your college studies:</p> <ul style="list-style-type: none"> <li>✓ <b>Number and Street Name*</b> The street information shall be presented with the apartment number first, if applicable, followed by a dash '-' and then the civic number and street name.</li> <li>✓ <b>City/Town*</b></li> <li>✓ <b>Province*</b></li> <li>✓ <b>Postal Code*</b></li> </ul>	<p><b>Number and Street Name *</b></p> <input type="text" value="22-105 SCHOOL STREET"/>  <input type="text" value="QUISPAMISIS"/>  <input type="text" value="New Brunswick"/>  <input type="text" value="E1N 3E4"/>

<> represents a key on the keyboard  
 \* indicates required information  
 «» represents a choice

<tab> to move from one box to the next

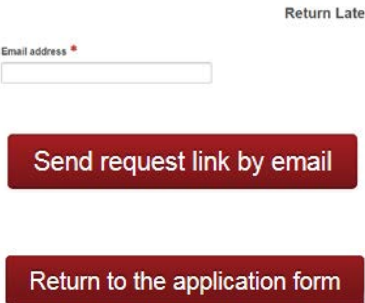
Terms	Explanations	Examples
<b><u>Program of Study Information, College &amp; Campus*</u></b>	<p>College refers to the New Brunswick community college where you are admitted.</p> <p>Campus refers to the local campus where you are pursuing your program of study.</p>	
<b><u>Program of Study Information, College Year*</u></b>	The College Year is the period from July 1 of one year to June 30 of the other year in which you are pursuing your studies.	For example, 2018-2019 is from July 1, 2018 to June 30, 2019.
<b><u>Program of Study Information, Admit Term*</u></b>	<p>The Admit Term refers to the term of admission that you started your training.</p> <p>«Winter» session: for candidates starting their program of study, only in January, February or March.</p> <p>«Fall» session: for candidates starting their program of study, only in September.</p>	
<b><u>Program of Study Information, Year of Study*</u></b>	<p>The Year of Study refers to the training year that you are enrolled:</p> <ul style="list-style-type: none"> <li>• «1st» year of training</li> <li>• «2nd» year of training</li> <li>• «3rd» year of training</li> </ul>	
<b><u>Program of Study Information, Program of Study*</u></b>	<p>This refers to the program of study you are enrolled in at the Fall session or at the Winter session.</p> <p>Please select the appropriate choice of program from the drop-down list.</p>	

<> represents a key on the keyboard

\* indicates required information

«» represents a choice

<tab> to move from one box to the next

Terms	Explanations	Examples
<p><b><u>Program of Study Information,</u></b>  <b>Member of an Atlantic Canada Credit Union</b></p>	<p>At this point, please choose from the drop-down list the Atlantic Credit Union you are a member.</p> <p>If you are not a member, please choose «Not a member».</p>	
<p><b>Next</b></p>	<p>By clicking on this button at the bottom of the page, the next web page of the bursary application form will be available/will be displayed.</p>	
<p><b>Save and Return later</b></p>	<p>By clicking on this ‘Save and Return later’ button, you will be able to continue filling out your application form at a later date.</p> <p>Provide an email address where you want to receive the link to your <b>temporary application form</b> and click ‘Send request link by email’ button  Or  Return to your current application form.</p>	

<> represents a key on the keyboard  
\* indicates required information  
«» represents a choice

<tab> to move from one box to the next

# Financial Information

Terms	Explanations	Examples
<p><b><u>Financial Resources for one year of college, Student Savings*</u></b></p>	<p>Please indicate the amount of your savings in the box.</p> <p>If you do not have any savings, indicate 0.00</p>	<div style="border: 1px solid #ccc; padding: 5px; width: 150px;"> <input style="width: 90%; border: none;" type="text"/> \$         </div>
<p><b><u>Financial Resources for one year of college, Parental or Spousal Contribution</u></b></p>	<p>The parental or spousal contribution shall be entered in this box:</p> <p><b>Parental or Spousal Contribution</b></p> <div style="border: 1px solid #ccc; padding: 5px; width: 150px;"> <input style="width: 90%; border: none;" type="text"/> \$         </div> <p>And, the <span style="border: 1px solid #ccc; padding: 2px 5px;">Calculate...</span> button is used to calculate your total contributions for a maximum of 10 months (a year of college).</p> <div style="border: 1px solid #ccc; padding: 5px; width: 100%; text-align: center;"> <span style="font-size: small;">Calculate...</span> </div> <div style="display: flex; justify-content: space-between; margin-top: 10px;"> <div style="text-align: left;"> <p style="font-size: small;">Monthly amount *</p> <input style="width: 100%; border: none;" type="text"/> \$         </div> <div style="text-align: left;"> <p style="font-size: small;">Month</p> <input style="width: 100%; border: none;" type="text" value="10"/> </div> </div> <div style="text-align: center; margin-top: 5px;"> <span style="background-color: #A52A2A; color: white; padding: 2px 5px; font-size: small;">Calculate</span> </div> <p>For example: My parent’s monthly contribution is \$100 for only 6 months:</p> <div style="border: 1px solid #ccc; padding: 5px; width: 100%; text-align: center;"> <span style="font-size: small;">Calculate...</span> </div> <div style="display: flex; justify-content: space-between; margin-top: 10px;"> <div style="text-align: left;"> <p style="font-size: small;">Monthly amount *</p> <input style="width: 100%; border: none;" type="text" value="100"/> \$         </div> <div style="text-align: left;"> <p style="font-size: small;">Month</p> <input style="width: 100%; border: none;" type="text" value="6"/> </div> </div> <div style="text-align: center; margin-top: 5px;"> <span style="background-color: #A52A2A; color: white; padding: 2px 5px; font-size: small;">Calculate</span> </div> <p>By clicking on the red Calculate button and the amount appears in the appropriate box.</p> <p><b>Parental or Spousal Contribution</b></p> <div style="border: 1px solid #ccc; padding: 5px; width: 150px;"> <input style="width: 90%; border: none;" type="text" value="600.00"/> \$         </div>	

<> represents a key on the keyboard  
 \* indicates required information  
 «» represents a choice

<tab> to move from one box to the next



Terms	Explanations	Examples
<p><b><u>Financial Resources for one year of college,</u></b>  <b>Employment Insurance Benefits</b></p>	<p>Employment Insurance refers to the benefits received during your studies. The total amount shall be entered in this box:</p> <p><b>Employment Insurance Benefits</b></p> <div data-bbox="613 275 1138 359"> <input type="text"/> \$         </div> <p>If you want to calculate using our calculator click on <a href="#">Calculate...</a> to calculate your total benefits for a maximum of 10 months (a college year).</p> <div data-bbox="613 499 1256 680"> <p style="text-align: right;">Calculate...</p> <p>Monthly amount * <input type="text"/> \$      Month <input type="text" value="10"/></p> <p style="text-align: center;"><a href="#">Calculate</a></p> </div> <p>For example, benefits per month are \$100 for 6 months:</p> <div data-bbox="613 758 1414 982"> <p style="text-align: right;">Calculate...</p> <p>Monthly amount * <input type="text" value="100"/> \$      Month <input type="text" value="6"/></p> <p style="text-align: center;"><a href="#">Calculate</a></p> </div> <p>By clicking on the red Calculate button and the amount appears in the appropriate box.</p> <div data-bbox="613 1083 1260 1199"> <p><b>Employment Insurance Benefits</b></p> <div data-bbox="621 1136 1260 1192"> <input type="text" value="600.00"/> \$         </div> </div>	

<> represents a key on the keyboard  
 \* indicates required information  
 «» represents a choice

<tab> to move from one box to the next

Terms	Explanations	Examples
<p><b><u>Financial Resources for one year of college,</u></b>  <b>Part-Time Job Earnings</b></p>	<p>Part-Time Job Earnings refers to the savings you made in your part-time job for your studies. The total amount shall be entered in this box:</p> <p><b>Part-Time Job Earnings</b></p> <div data-bbox="613 348 1170 401" style="border: 1px solid #ccc; padding: 2px;"> <input type="text"/> \$ </div> <p>If you want to calculate using our calculator click on <span data-bbox="1287 415 1409 449">Calculate...</span> to calculate your total savings from your part-time job for a maximum of 10 months (a college year).</p> <div data-bbox="613 541 1256 569" style="border: 1px solid #ccc; padding: 2px; text-align: center;">       Calculate...     </div> <div data-bbox="623 600 1252 653" style="display: flex; justify-content: space-between;"> <div style="text-align: left;"> <p>Monthly amount *</p> <input type="text"/> \$ </div> <div style="text-align: right;"> <p>Month</p> <input type="text" value="10"/> </div> </div> <div data-bbox="626 690 699 716" style="background-color: #a00; color: white; padding: 2px; text-align: center; width: fit-content; margin: 0 auto;">       Calculate     </div> <p>For example, the amount per month is \$100 for 6 months:</p> <div data-bbox="613 800 1414 827" style="border: 1px solid #ccc; padding: 2px; text-align: center;">       Calculate...     </div> <div data-bbox="623 873 1409 936" style="display: flex; justify-content: space-between;"> <div style="text-align: left;"> <p>Monthly amount *</p> <input type="text" value="100"/> \$ </div> <div style="text-align: right;"> <p>Month</p> <input type="text" value="6"/> </div> </div> <div data-bbox="626 995 699 1020" style="background-color: #a00; color: white; padding: 2px; text-align: center; width: fit-content; margin: 0 auto;">       Calculate     </div> <p>By clicking on the red Calculate button and the amount appears in the appropriate box.</p> <p><b>Part-Time Job Earnings</b></p> <div data-bbox="613 1184 1268 1241" style="border: 1px solid #ccc; padding: 2px;">       600.00 \$     </div>	
<p><b><u>Financial Resources for one year of college,</u></b>  <b>Student Loan and Bursary*</b></p>	<p>Student Loan and Bursary is the total value of your student loan and the bursary portion of your application to your governments.</p> <p>If you have not received your Student Loan and Bursary or you are not eligible for a Student Loan and Bursary, please indicate 0.00</p>	<div data-bbox="1062 1289 1414 1346" style="border: 1px solid #ccc; padding: 2px;">       Student Loan and Bursary *       <input type="text"/> \$     </div>
<p><b><u>Financial Resources for one year of college,</u></b>  <b>Other bursaries, scholarships or awards</b></p>	<p>At this point, please indicate the total amount of the other bursaries, scholarships or awards you received for your college year.</p>	<div data-bbox="1062 1717 1414 1774" style="border: 1px solid #ccc; padding: 2px;">       Other bursaries, scholarships or awards       <input type="text"/> \$     </div>

<> represents a key on the keyboard  
 \* indicates required information  
 «» represents a choice

<tab> to move from one box to the next

Terms	Explanations	Examples																		
<p><b><u>Financial Resources for one year of college,</u></b>  <b>Training and Skills Development (TSD)</b></p>	<p>Training and Skills Development (TSD) program has been introduced in an effort to ensure that case managed individuals, whose employment action plan identifies skill development as being necessary, have access to funding to assist them in achieving their goal.</p> <p>At this location, please indicate the total amount of your TSD financial assistance for a college year.</p>	<p>Training and Skills Development (TSD)</p> <input type="text"/> \$																		
<p><b><u>Financial Resources for one year of college,</u></b>  <b>Other financial resource</b></p>	<p>For each financial resource, you must specify it:  <b>Other financial resource</b></p> <input type="text"/> <p>And then, indicate the amount associated with this financial resource:  <b>Amount</b></p> <input type="text"/> \$ <input type="button" value="+"/> <input type="button" value="-"/> <input type="button" value="Calculate..."/> <p>For example:  My grand-parents gave me 200 dollars as a gift for my studies</p> <table border="0"> <tr> <td>Other financial resource</td> <td>Amount</td> </tr> <tr> <td><input type="text" value="grand-parents"/></td> <td><input type="text" value="200.00"/> \$ <input type="button" value="+"/> <input type="button" value="-"/></td> </tr> <tr> <td></td> <td><input type="button" value="Calculate..."/></td> </tr> </table> <p>And, if you have more than one resource, click on the '+' to add another (the minus will remove one):</p> <table border="0"> <tr> <td>Other financial resource</td> <td>Amount</td> </tr> <tr> <td><input type="text" value="grand-parents"/></td> <td><input type="text" value="200.00"/> \$ <input type="button" value="+"/> <input type="button" value="-"/></td> </tr> <tr> <td></td> <td><input type="button" value="Calculate..."/></td> </tr> </table> <table border="0"> <tr> <td>Other financial resource</td> <td>Amount</td> </tr> <tr> <td><input type="text" value="Bank Student Loan"/></td> <td><input type="text" value="5000.00"/> \$ <input type="button" value="+"/> <input type="button" value="-"/></td> </tr> <tr> <td></td> <td><input type="button" value="Calculate..."/></td> </tr> </table>	Other financial resource	Amount	<input type="text" value="grand-parents"/>	<input type="text" value="200.00"/> \$ <input type="button" value="+"/> <input type="button" value="-"/>		<input type="button" value="Calculate..."/>	Other financial resource	Amount	<input type="text" value="grand-parents"/>	<input type="text" value="200.00"/> \$ <input type="button" value="+"/> <input type="button" value="-"/>		<input type="button" value="Calculate..."/>	Other financial resource	Amount	<input type="text" value="Bank Student Loan"/>	<input type="text" value="5000.00"/> \$ <input type="button" value="+"/> <input type="button" value="-"/>		<input type="button" value="Calculate..."/>	
Other financial resource	Amount																			
<input type="text" value="grand-parents"/>	<input type="text" value="200.00"/> \$ <input type="button" value="+"/> <input type="button" value="-"/>																			
	<input type="button" value="Calculate..."/>																			
Other financial resource	Amount																			
<input type="text" value="grand-parents"/>	<input type="text" value="200.00"/> \$ <input type="button" value="+"/> <input type="button" value="-"/>																			
	<input type="button" value="Calculate..."/>																			
Other financial resource	Amount																			
<input type="text" value="Bank Student Loan"/>	<input type="text" value="5000.00"/> \$ <input type="button" value="+"/> <input type="button" value="-"/>																			
	<input type="button" value="Calculate..."/>																			
<p><b><u>Expenses and cost for one year of college,</u></b>  <b>Tuition fees and other fees*</b></p>	<p>The total amount of tuition and other fees shall be entered here.</p>	<p>Tuition fees and other fees *</p> <input type="text"/> \$																		

<> represents a key on the keyboard  
\* indicates required information  
«» represents a choice

<tab> to move from one box to the next

Terms	Explanations	Examples
<p><b><u>Expenses and cost for one year of college,</u></b>  <b>Books and school supplies*</b></p>	<p>The total amount of books and school supplies needed for one year of college shall be entered here.</p>	<p>Books and school supplies *</p> <input type="text"/> \$
<p><b><u>Expenses and cost for one year of college,</u></b>  <b>Board and lodging*</b></p>	<p>The total amount of the Board and lodging includes rent, electricity, internet fees, cellular charges, etc. shall be entered here:</p> <p><b>Board and lodging *</b>          (rent, electricity, internet, house: taxes and mortgage, television: cable or satellite, phone/cell phone)</p> <input type="text"/> \$	<p>If you want to calculate using our calculator click on <a href="#">Calculate...</a> to calculate your total expenses for Board and lodging for a maximum of 10 months (a college year).</p> <div style="border: 1px solid #ccc; padding: 5px; margin-bottom: 10px;"> <p style="text-align: right; font-size: small;">Calculate...</p> <p>Monthly amount * <input type="text"/> \$      Month <input type="text" value="10"/></p> <p style="text-align: center;"><a href="#">Calculate</a></p> </div> <p>For example, the amount is \$810 per month for 10 months:</p> <div style="border: 1px solid #ccc; padding: 5px; margin-bottom: 10px;"> <p style="text-align: right; font-size: small;">Calculate...</p> <p>Monthly amount * <input type="text" value="810"/> \$      Month <input type="text" value="10"/></p> <p style="text-align: center;"><a href="#">Calculate</a></p> </div> <p>By clicking the red Calculate button and the amount appears in the appropriate box.</p> <p><b>Board and lodging *</b>          (rent, electricity, internet, house: taxes and mortgage, television: cable or satellite, phone/cell phone)</p> <input type="text" value="8100.00"/> \$

<> represents a key on the keyboard  
 \* indicates required information  
 «» represents a choice

<tab> to move from one box to the next

Terms	Explanations	Examples
<p><b><u>Expenses and cost for one year of college, Transportation</u></b></p>	<p>The total amount for transportation fees includes taxi, bus, carpooling, vehicle, etc. shall be entered here:</p> <p><b>Transportation</b> (taxi, bus, carpooling, vehicle: fuel and maintenance)</p> <div data-bbox="613 380 1260 436"> <input type="text"/> \$         </div> <p>If you want to calculate using our calculator click on <input type="button" value="Calculate..."/> to calculate your total expenses for transportation for a maximum of 10 months (a college year).</p> <div data-bbox="613 579 1260 611"> <input type="button" value="Calculate..."/> </div> <div data-bbox="623 638 1252 688"> <p>Monthly amount * <input type="text"/> \$      Month <input type="text" value="10"/> ▼</p> </div> <div data-bbox="630 730 699 758"> <input type="button" value="Calculate"/> </div> <p>For example, the amount is \$334.45 per month for 10 months:</p> <div data-bbox="613 877 1414 909"> <input type="button" value="Calculate..."/> </div> <div data-bbox="623 951 1409 1010"> <p>Monthly amount * <input type="text" value="334.45"/> \$      Month <input type="text" value="10"/> ▼</p> </div> <div data-bbox="639 1066 725 1094"> <input type="button" value="Calculate"/> </div> <p>By clicking the red Calculate button and the amount appears in the appropriate box.</p> <p><b>Transportation</b> (taxi, bus, carpooling, vehicle: fuel and maintenance)</p> <div data-bbox="613 1293 1295 1352"> <input type="text" value="3344.50"/> \$         </div> <div data-bbox="613 1377 813 1436"> <input type="button" value="Calculate..."/> </div>	

Terms	Explanations	Examples
<p><b><u>Expenses and cost for one year of college,</u></b>  <b>Living Expenses</b></p>	<p>The total amount of living expenses includes groceries, cleaning or housekeeping products, personal care items, etc. shall be entered here:</p> <p><b>Living Expenses</b>  (grocery, household cleaners, items for personal/health care)</p> <div data-bbox="613 289 1352 464" style="border: 1px solid #ccc; padding: 5px;"> <input type="text"/> \$ </div> <p>If you want to calculate using our calculator click on <span data-bbox="1289 474 1414 516">Calculate...</span> to calculate your total amount for living expenses for a maximum of 10 months (a college year).</p> <div data-bbox="609 604 1256 787" style="border: 1px solid #ccc; padding: 5px;"> <p style="text-align: center;">Calculate...</p> <p>Monthly amount * <input type="text"/> \$      Month <input type="text" value="10"/> ▼</p> <p style="text-align: center;"><span data-bbox="626 753 699 779">Calculate</span></p> </div> <p>For example, the amount is \$53 per month for 8 months:</p> <div data-bbox="609 905 1419 1125" style="border: 1px solid #ccc; padding: 5px;"> <p style="text-align: center;">Calculate...</p> <p>Monthly amount * <input type="text" value="53"/> \$      Month <input type="text" value="8"/> ▼</p> <p style="text-align: center;"><span data-bbox="646 1094 735 1119">Calculate</span></p> </div> <p>By clicking the red Calculate button and the amount appears in the appropriate box.</p> <p><b>Living Expenses</b>  (grocery, household cleaners, items for personal/health care)</p> <div data-bbox="618 1241 1333 1415" style="border: 1px solid #ccc; padding: 5px;"> <input type="text" value="424.00"/> \$ </div>	

<> represents a key on the keyboard  
\* indicates required information  
«» represents a choice

<tab> to move from one box to the next

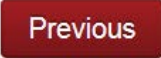


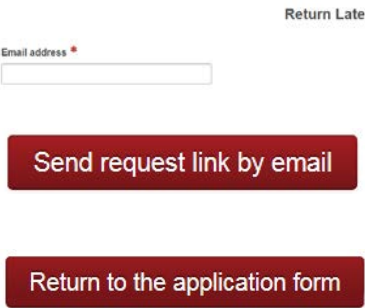
Terms	Explanations	Examples
<p><b><u>Expenses and cost for one year of college,</u></b>  <b>Other expense, please specify</b></p>	<p>For each expense, you must specify it:  <b>Other expense, please specify</b>            (insurance, day care, water/sewer, clothing, etc.)</p> <div data-bbox="613 317 1203 380" style="border: 1px solid #ccc; height: 30px; width: 100%;"></div> <p>And then, indicate the amount associated with this expense:            Amount</p> <div data-bbox="613 499 1040 541" style="display: flex; align-items: center;"> <input style="width: 100px;" type="text"/> \$           <span style="margin-left: 10px;">+</span> <span style="margin-left: 10px;">-</span> </div> <div data-bbox="613 558 748 596" style="border: 1px solid #ccc; padding: 2px; width: 80px; text-align: center;">Calculate...</div> <p>For example:            Daycare for my two kids is costing \$200 per month for 10 months</p> <div data-bbox="613 751 1414 884" style="display: flex; justify-content: space-between;"> <div style="width: 60%;"> <p>Other expense, please specify            (insurance, day care, water/sewer, clothing, etc.)</p> <input style="width: 100%;" type="text" value="Daycare"/> </div> <div style="width: 35%;"> <p>Amount</p> <div data-bbox="1097 814 1409 842" style="display: flex; align-items: center;"> <input style="width: 100px;" type="text"/> \$           <span style="margin-left: 10px;">+</span> <span style="margin-left: 10px;">-</span> </div> <div data-bbox="1097 856 1192 884" style="border: 1px solid #ccc; padding: 2px; width: 60px; text-align: center;">Calculate...</div> </div> </div> <p>Click on the button <div data-bbox="873 905 987 932" style="border: 1px solid #ccc; padding: 2px; width: 70px; text-align: center;">Calculate...</div> to calculate for more than a month:</p> <div data-bbox="613 989 1414 1016" style="border: 1px solid #ccc; padding: 2px; text-align: center; width: 100%;">Calculate...</div> <hr/> <div data-bbox="613 1066 1414 1129" style="display: flex; justify-content: space-between;"> <div style="width: 60%;"> <p>Monthly amount *</p> <input style="width: 100%;" type="text" value="200"/> \$         </div> <div style="width: 35%;"> <p>Month</p> <input style="width: 100%;" type="text" value="10"/> </div> </div> <div data-bbox="634 1178 729 1205" style="border: 1px solid #ccc; padding: 2px; width: 60px; text-align: center; background-color: #800000; color: white;">Calculate</div> <p>By clicking the red Calculate button and the amount appears in the appropriate box.</p> <div data-bbox="613 1297 1414 1423" style="display: flex; justify-content: space-between;"> <div style="width: 60%;"> <p>Other expense, please specify            (insurance, day care, water/sewer, clothing, etc.)</p> <input style="width: 100%;" type="text" value="Daycare"/> </div> <div style="width: 35%;"> <p>Amount</p> <div data-bbox="1097 1352 1409 1379" style="display: flex; align-items: center;"> <input style="width: 100px;" type="text" value="2000.00"/> \$           <span style="margin-left: 10px;">+</span> <span style="margin-left: 10px;">-</span> </div> <div data-bbox="1097 1394 1192 1421" style="border: 1px solid #ccc; padding: 2px; width: 60px; text-align: center;">Calculate...</div> </div> </div> <p>And, if you have more than one resource, click on the '+' to add another (the minus will remove one):</p> <div data-bbox="613 1541 1414 1667" style="display: flex; justify-content: space-between;"> <div style="width: 60%;"> <p>Other expense, please specify            (insurance, day care, water/sewer, clothing, etc.)</p> <input style="width: 100%;" type="text" value="Daycare"/> </div> <div style="width: 35%;"> <p>Amount</p> <div data-bbox="1097 1604 1409 1631" style="display: flex; align-items: center;"> <input style="width: 100px;" type="text" value="2000.00"/> \$           <span style="margin-left: 10px;">+</span> <span style="margin-left: 10px;">-</span> </div> <div data-bbox="1097 1646 1192 1673" style="border: 1px solid #ccc; padding: 2px; width: 60px; text-align: center;">Calculate...</div> </div> </div> <div data-bbox="613 1703 1414 1829" style="display: flex; justify-content: space-between;"> <div style="width: 60%;"> <p>Other expense, please specify            (insurance, day care, water/sewer, clothing, etc.)</p> <input style="width: 100%;" type="text" value="Winter coat"/> </div> <div style="width: 35%;"> <p>Amount</p> <div data-bbox="1097 1766 1409 1793" style="display: flex; align-items: center;"> <input style="width: 100px;" type="text" value="80.00"/> \$           <span style="margin-left: 10px;">+</span> <span style="margin-left: 10px;">-</span> </div> <div data-bbox="1097 1808 1192 1835" style="border: 1px solid #ccc; padding: 2px; width: 60px; text-align: center;">Calculate...</div> </div> </div>	

<> represents a key on the keyboard

\* indicates required information

«» represents a choice

<tab> to move from one box to the next

Terms	Explanations	Examples
<b>Explain financial information</b>	Here you can describe in your own words your financial situation.	
	By clicking on this button at the bottom of the page, you return to the previous page, Personal and Educational Information.	
	By clicking on this button at the bottom of the page, the next web page of the bursary application form will be available/will be displayed.	
	<p>By clicking on this ‘Save and Return later’ button, you will be able to continue filling out your application form at a later date.</p> <p>Provide an email address where you want to receive the link to your <b>temporary application form</b> and click ‘Send request link by email’ button Or Return to your current application form.</p>	

<> represents a key on the keyboard  
 \* indicates required information  
 «» represents a choice

<tab> to move from one box to the next



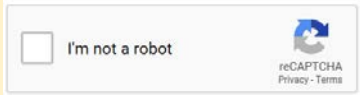
# Why you should receive a bursary, scholarship or award

Terms	Explanations	Examples
<p><b>In your own words, please provide information explaining why you should receive a bursary.</b></p>	<p>This section is optional. By completing this section, your chances of receiving an award may improve.</p>	
<p style="background-color: #800000; color: white; padding: 5px; display: inline-block;">Previous</p>	<p>By clicking on this button at the bottom of the page, you return to the previous page, Financial Information.</p>	
<p style="background-color: #800000; color: white; padding: 5px; display: inline-block;">Next</p>	<p>By clicking on this button at the bottom of the page, the next web page of the bursary application form will be available/will be displayed.</p>	
<p style="background-color: #800000; color: white; padding: 5px; display: inline-block;">Save and Return later</p>	<p>By clicking on this ‘Save and Return later’ button, you will be able to continue filling out your application form at a later date.</p> <p>Provide an email address where you want to receive the link to your <b>temporary application form</b> and click ‘Send request link by email’ button Or Return to your current application form.</p>	<div style="text-align: right; margin-bottom: 5px;">Return Later</div> <div style="margin-bottom: 10px;"> <small>Email address *</small>  <input style="width: 100%;" type="text"/> </div> <div style="background-color: #800000; color: white; padding: 5px; text-align: center; margin-bottom: 10px;">Send request link by email</div> <div style="background-color: #800000; color: white; padding: 5px; text-align: center;">Return to the application form</div>

<> represents a key on the keyboard  
 \* indicates required information  
 «» represents a choice

<tab> to move from one box to the next

## Declaration

Terms	Explanations	Examples
<p><b>Declaration</b></p>	<p>The declaration exists in the event that you receive a bursary, scholarship or award and authorize the Foundation to publish your name and photo, online and elsewhere, for the purposes of the recognition program and the identification of recipients.</p> <p>Beforehand, you must prove that you are not a robot, by clicking on the box for this purpose and answer the verification questions (select the corresponding images).</p>	
<p style="text-align: center;"><b>Previous</b></p>	<p>By clicking on this button at the bottom of the page, you return to the previous page, Why you should receive a Bursary.</p>	
<p style="text-align: center;"><b>Submit</b></p>	<p>By clicking on 'Submit', you certify that the information provided on this document (the online bursary application form) is true and accurately describes your current situation.</p> <p style="text-align: center;">That is it....You have done it!</p> <p>Your bursary application form has been forwarded to The NBCC Foundation Inc.</p>	

<> represents a key on the keyboard

\* indicates required information

«» represents a choice

<tab> to move from one box to the next